

Technical Specifications for BCH-12P, BCH-9P3C, BCH-6P6C



ESSENTIALS SERIES

- 16mm thick mild steel griddle plate
- Hotplate and chargrill combinations
- Available freestanding or as a benchtop model
- Modular Essentials series design
- 15 month 'Platinum Warranty'
- Easy to clean and service

Griddle/Hotplate

- 20 mj burners with pilot & FFD (manual ignition)
- Variable flame control valve with low flame setting
- 16mm thick mild steel griddle plate
- Top weld sealed hotplate sections
- BCH-12P plate: 1185mm x 530mm; 0.63m² cooking area
- BCH-9P3C plate: 885mm x 530mm; 0.47m² cooking area
- BCH-6P6C plate: 585mm x 530mm; 0.31m² cooking area
- 1.5mm stainless steel splash guards
- Griddle oil bin 0.9mm stainless steel

Chargrill/Barbecue

- 23 mj burners with pilot & FFD (manual ignition)
- Variable flame control valve with low flame setting
- One piece dual purpose cast-iron hooded burner
- J shaped reversible cast iron grates
- BCH-9P3C bbq: 280mm x 520mm; 0.15m² cooking area
- BCH-6P6C bbq: 580mm x 520mm; 0.30m² cooking area
- 1.5mm stainless steel splash guards
- Chargrill undertray 0.9mm stainless steel

Overall Construction

- Heavy duty construction
- Welded 1.2mm stainless steel front hob
- Front and side panels 0.9mm stainless steel
- Splashback 1.2 mm stainless steel
- 38mm stainless steel tube legs with adjustable feet

Dimensions

- 1200mm x 820mm x 1100mm H
- 1200mm x 820mm x 510mm H (benchtop)
- Working height 900mm
- Weight 152kg
- Packed dimensions 1240mm x 860mm x 1260mm H
- Packed weight 182kg

Connections

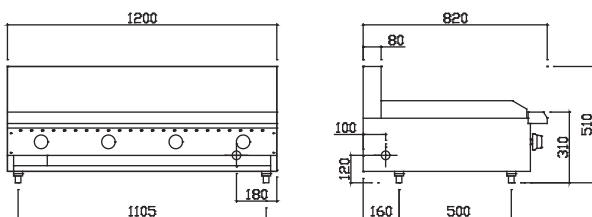
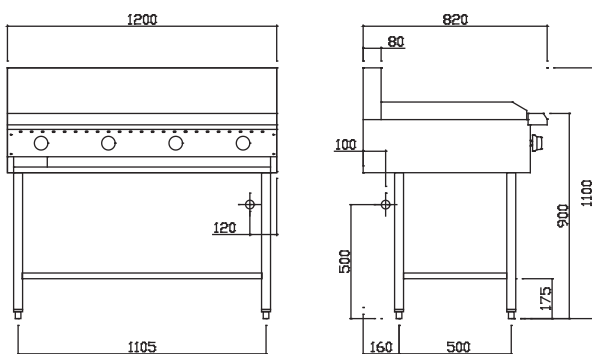
- Gas 3/4" BSP female
- 120mm from right, 100mm from rear, 500mm from floor
- Benchtop model: 180mm from right, 120mm from bottom
- Supplied with gas regulator (specify Nat or LP on order)

Cleaning & Servicing




- Easy access to all parts & components from front

Options/Accessories

- Rear castors
- Joining caps
- RH and LH side shields
- Benchtop mount (specify when ordering)
- Extended warranty



Key:
⊕ Gas

Model	Description	Nat Gas	LP Gas
 BCH-12P	1200 grill	80 mj	80 mj
 BCH-9P3C	900 grill, 300 bbq	83 mj	83 mj
 BCH-6P6C	600 grill, 600 bbq	109 mj	109 mj