

CS-8B

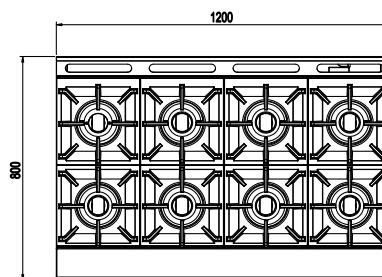
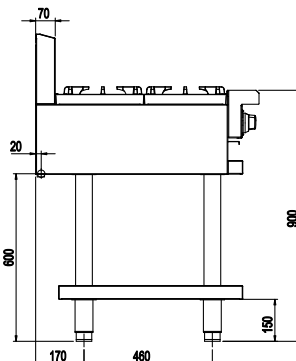
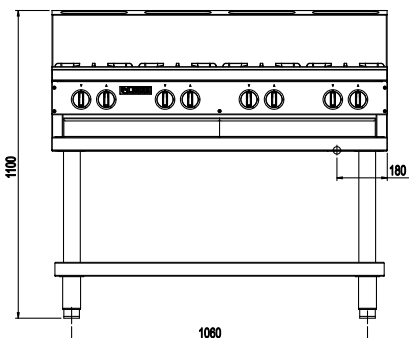
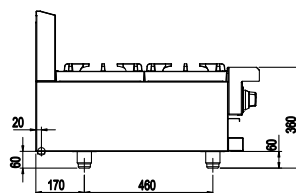
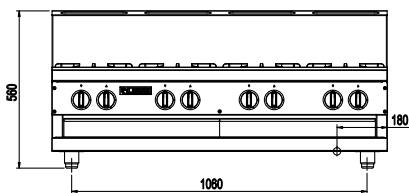
8 Burner Gas Cooktop



PROFESSIONAL

Specifications

- NAT Gas: 256 MJ/h, LP Gas: 224 MJ/h
- Supplied with gas regulator (specify NAT or LP on order)
- Gas Inlet: 3/4" BSP Male
- 180mm from Left, 20mm from Rear, 600mm from Floor
- Benchtop model gas connection: 60mm from Floor
- Working Height: 900mm
- Dimensions: 1200 x 800 x 1100H @ 145kg
- Packed Dimensions: 1240 x 860 x 1260H @ 175kg
- Benchtop Dimensions: 1200 x 800 x 560H @ 130kg
- Benchtop Packed Dimensions: 1240 x 860 x 720H @ 160kg
- Heavy duty construction with 304 stainless steel external panels
- Stainless steel feet with 55mm height adjustment range
- Benchtop stainless steel feet with 20mm height adjustment range



Open Burners

- 8 enamelled double crown cast iron burners
- 32 MJ/h NAT Gas, 28 MJ/h LP Gas per burner
- Flame failure device standard (pilots optional extra)
- Variable flame control valve with low flame setting
- Pressed 304 stainless steel one-piece spillage bowls
- Heavy duty cast iron trivets

Cleaning & Servicing

- Removable burners, hoods and spillage bowls
- Undertray to catch any additional waste
- Easy access to all parts and components from front panel

Options/Accessories

- Rear Castors (rigid)
- Front Castors (swivel with brakes)
- Pilots for open burners
- LH and RH side shields
- Drop on griddle plate covering 2 open burners
- Benchtop option (add -B suffix to model number)

Warranty

- 1 Year Included + 1 Year Extendable upon registration

Must be installed by an authorised person in accordance with AS/NZS 3000.

Please note that specifications or design may be altered at any time without notice.

Luus Industries Pty Ltd | +61 3 9240 6822 | sales@luus.com.au | www.luus.com.au

